


## ARRIVALS OVERVIEW

### ARRIVALS IN THE WESTERN BALKANS IN 2022

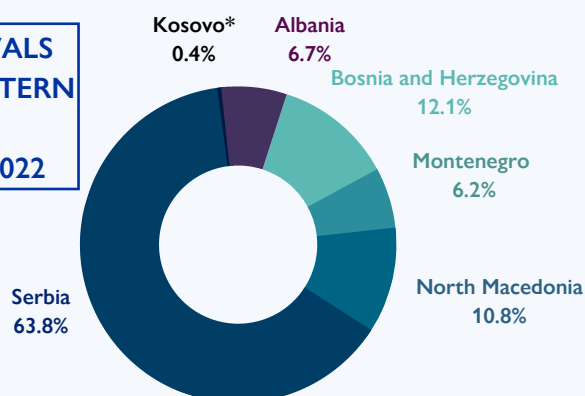
| COUNTRY/AREA OF ARRIVAL | JANUARY      | FEBRUARY     | MARCH        | APRIL        | MAY           | JUNE          | JULY          | AUGUST        | SEPTEMBER     |
|-------------------------|--------------|--------------|--------------|--------------|---------------|---------------|---------------|---------------|---------------|
| Albania <sup>1</sup>    | N/A          | N/A          | N/A          | N/A          | N/A           | N/A           | N/A           | 1,164         | 1,860         |
| Bosnia and Herzegovina  | 429          | 578          | 907          | 1,567        | 1,972         | 2,214         | 2,615         | 2,389         | 3,343         |
| Montenegro              | 32           | 45           | 247          | 271          | 434           | 640           | 777           | 1,353         | 1,702         |
| North Macedonia         | 466          | 687          | 1,144        | 1,297        | 1,941         | 2,665         | 2,988         | 3,499         | 2,982         |
| Serbia                  | 3,299        | 3,190        | 3,511        | 5,327        | 8,985         | 8,131         | 14,921        | 16,733        | 17,632        |
| Kosovo*                 | 39           | 45           | 64           | 27           | 55            | 162           | 89            | 52            | 102           |
| <b>TOTAL</b>            | <b>4,265</b> | <b>4,545</b> | <b>5,873</b> | <b>8,489</b> | <b>13,387</b> | <b>13,812</b> | <b>21,390</b> | <b>25,195</b> | <b>27,621</b> |

\* References to Kosovo shall be understood to be in the context of United Nations Security Council resolution 1244 (1999).

#### TOTAL OF ARRIVALS IN THE WESTERN BALKANS



#### SHARE OF ARRIVALS AMONG THE WESTERN BALKANS IN SEPTEMBER 2022



### TOP 3 NATIONALITIES AT ARRIVAL IN 2022

|                               |                   |                   |                  |
|-------------------------------|-------------------|-------------------|------------------|
| <b>Albania</b>                | Syria (28%)       | Afghanistan (14%) | Bangladesh (10%) |
| <b>Bosnia and Herzegovina</b> | Afghanistan (49%) | Burundi (22%)     | Iran (7%)        |
| <b>Montenegro</b>             | Afghanistan (69%) | Iran (12%)        | Bangladesh (8%)  |
| <b>North Macedonia</b>        | Syria (55%)       | Pakistan (15%)    | Morocco (11%)    |
| <b>Serbia</b>                 | Syria (57%)       | Afghanistan (19%) | Pakistan (13%)   |
| <b>Kosovo*<sup>1</sup></b>    | Syria (64%)       | Morocco (11%)     | Egypt (7%)       |

<sup>1</sup> The data for Albania refer to the cumulative number of migrants registered in the existing structures in August by the Border and Migration Department within the Border Police of Albania.

## MIGRANTS PRESENCE IN RECEPTION FACILITIES <sup>1 2</sup>

**11,310**

migrants hosted in  
receptions facilities in  
the Western Balkans

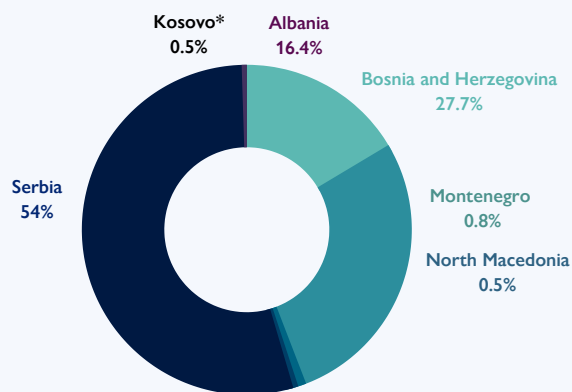
**78%**

of reception capacities  
are occupied

### TRENDS IN FACILITIES' OCCUPANCY



### SHARE OF MIGRANTS SHELTERED IN THE WESTERN BALKANS IN SEPTEMBER 2022



### MIGRANT RECEPTION FACILITIES IN THE WB

September 2022 snapshot

Reception facilities  
**6**  
Total reception capacities  
**4,944**  
Total occupancy  
**3,137**

Reception facilities  
**2**  
Total reception capacities  
**164**  
Total occupancy  
**91**

Reception facilities  
**8**  
Total reception capacities  
**814**  
Total occupancy  
**1,860<sup>1</sup>**

Reception facilities  
**19**  
Total reception capacities  
**7,968**  
Total occupancy  
**6,112**

Reception facilities  
**3**  
Total reception capacities  
**271**  
Total occupancy  
**56**

Reception facilities  
**3**  
Total reception capacities  
**364**  
Total occupancy  
**54**

**41** Reception facilities

**11,310** Migrants accommodated

- IOM offices and sub-offices
- Reception facilities

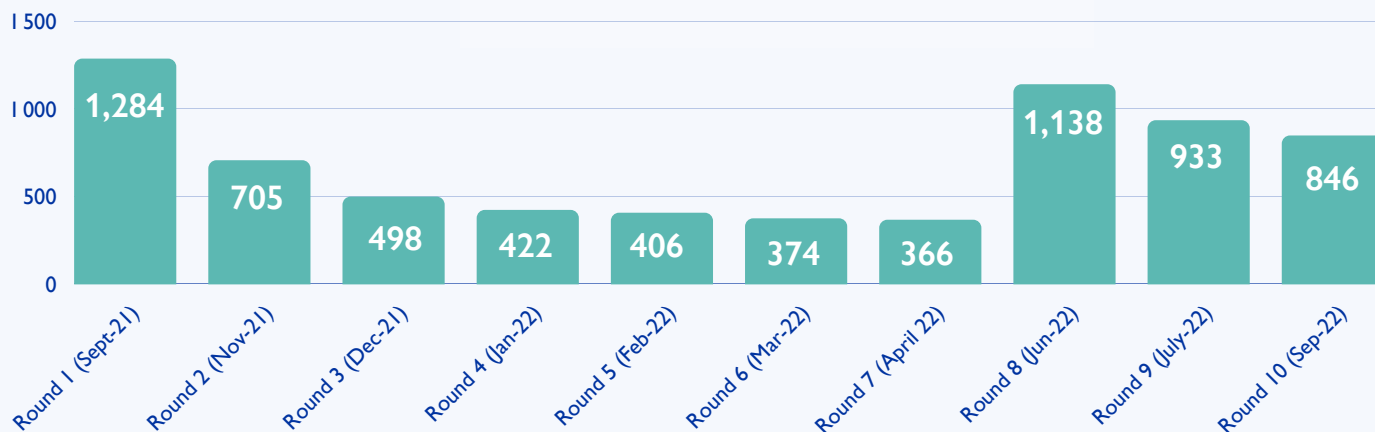
This map is for illustration purposes only. The boundaries and names shown and the designations used on this map do not imply official endorsement or acceptance by the International Organization for Migration

<sup>1</sup> The data for Albania refer to the cumulative number of migrants registered in the existing structures in August by the Border and Migration Department within the Border Police of Albania.

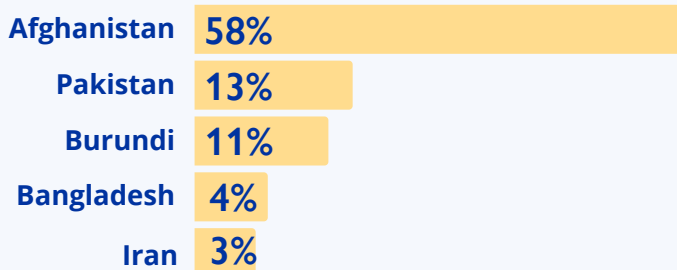
<sup>2</sup> Based on the latest data available in September 2022.

## MIGRANT'S PRESENCE OUTSIDE RECEPTION

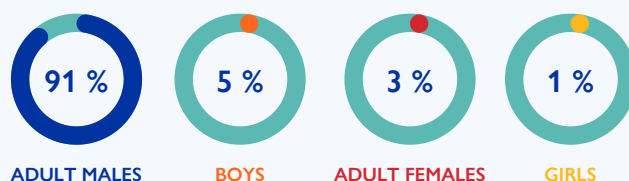
### DISPLACEMENT TRACKING MATRIX MONTHLY EXERCISE<sup>1</sup>



### TOP 5 NATIONALITIES DECLARED BY MIGRANTS ON ROUND 10



### DEMOGRAPHICS ON ROUND 9



## UKRAINIAN NATIONALS IN THE WESTERN BALKANS

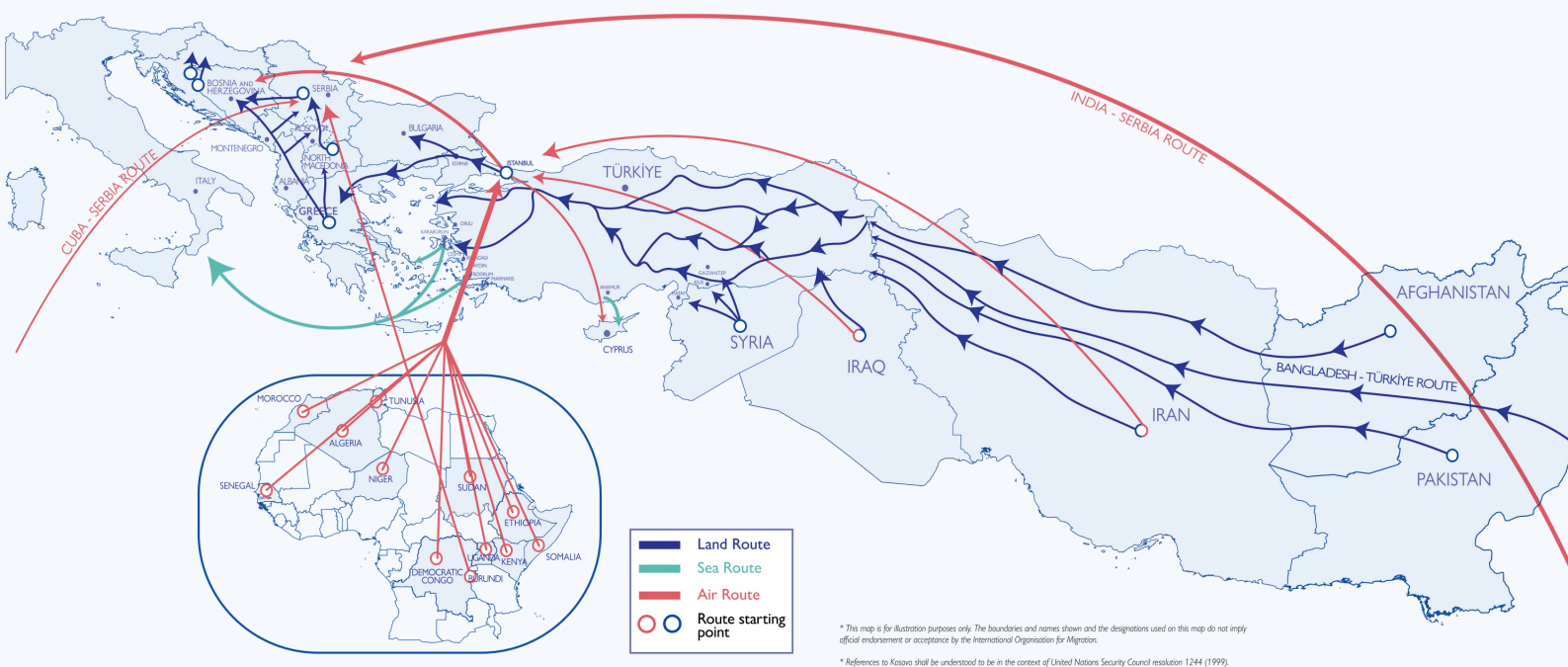
| COUNTRY/AREA OF ARRIVAL | ENTRY          | ESTIMATED PRESENCE |
|-------------------------|----------------|--------------------|
| Albania                 | 21,352         | 2,665              |
| Bosnia and Herzegovina  | 39,068         | 231                |
| Montenegro              | 71,524         | 8,184              |
| North Macedonia         | 22,013         | 5,817              |
| Serbia                  | 111,362        | 2,278              |
| Kosovo*                 | N/A            | 12                 |
| <b>TOTAL</b>            | <b>265,319</b> | <b>19,187</b>      |

- The table covers cumulative data on Ukrainians' arrivals from February 22, 2022 to September 30, 2022.
- The number of exits is not available for all countries, therefore the number of presence is to be considered an estimate.
- The data sources for each country differs, including national authorities, the Red Cross and the media.

<sup>1</sup> Data do not include Serbia as the data collection exercise is not implemented in the country

## MAIN MIXED MIGRATORY FLOWS ROUTES TOWARDS THE WESTERN BALKANS

### PREFERRED ROUTES AND MEANS OF TRANSPORT BY NATIONALITY



As a general pattern, most of the migrants observed along the Western Balkans route pass through the Eastern Mediterranean Route before entering the WB in an attempt to reach the EU.

As a general pattern, most of the migrants identified along the Western Balkan route **pass through the Republic of Türkiye and Greece** before entering the WB in an attempt to reach the EU.

The integration of the data collected through the IOM Displacement Tracking Matrix (DTM) in the Republic of Türkiye and in the six WB countries show the existence of **clear trends in terms of means of transport and route taken based on the country of origin of migrants**.

In general, **migrants from the Central and South Asia continents** (Afghans, Bengalis, Iranians, Pakistanis) **and the Middle East** (Syrians) tend to conduct most of their journey to the EU by land, with the exception of Indian nationals flying directly to Serbia via the United Arab Emirates.

**Most migrants from the African continent begin their journey by plane** to reach directly or through a transit country, the Republic of Türkiye, and then continue to the EU by taking a land route via the WB or by sea to reach Cyprus, Greece or Italy. The only nationality on the American continent that accounts for a significant share among the main nationalities observed along the Eastern Mediterranean Route (EMR) is **Cubans who start their journey by plane to Serbia via Russia**.

## INTERNAL ROUTES TAKEN BY MIGRANTS ACROSS THE WB




In 2022, the **Western Balkans route** remains **very active**, with a significant increase in the number of irregular crossings recorded at the main points of entry into the EU.

Among the WB countries, **Bosnia and Herzegovina and Serbia**, as the last transit point along the EMR before the external borders of the EU, observe **particularly high mobility patterns**, where in addition to a large number of migrants apprehended, many decide to reside in the reception centers before continuing the journey.


## INTENDED DESTINATIONS

### TOP 3 COUNTRIES OF DESTINATION



The **destination patterns** observed are mostly linked to the existence of networks with migrants of the same CoO, to cultural ties (e.g., linguistic, or religious) as well as to the search for better socio-economic conditions associated with the destination countries.

### TOP COUNTRIES OF DESTINATION BY NATIONALITY

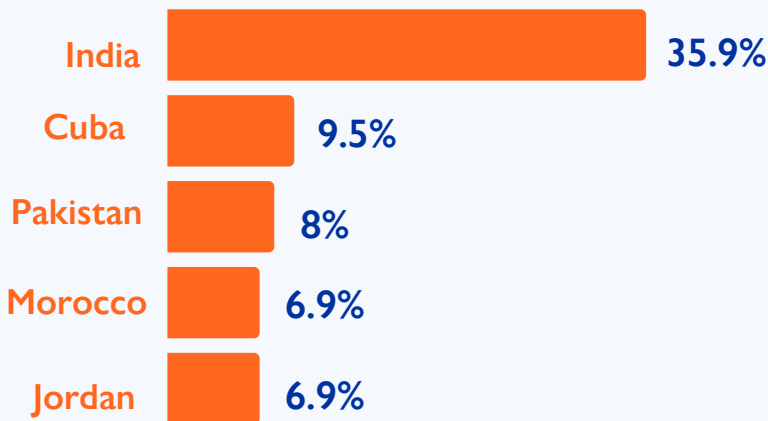


## RETURNS AND REINTEGRATION

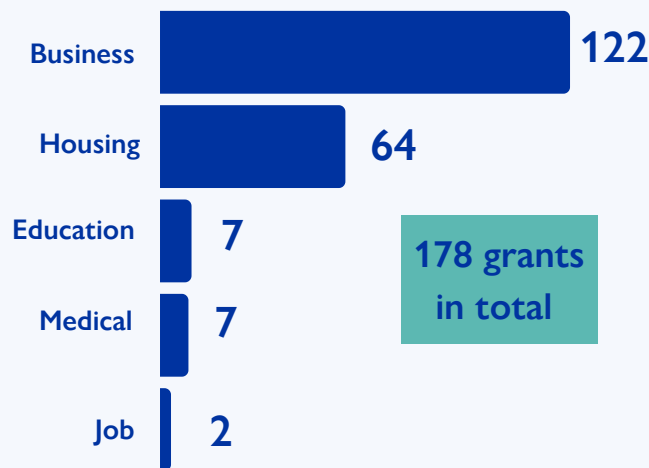
### RETURNS FROM THE WESTERN BALKANS

|                          | Albania | Bosnia and Herzegovina | Montenegro | North Macedonia | Serbia | Kosovo* | Grand total |
|--------------------------|---------|------------------------|------------|-----------------|--------|---------|-------------|
| Total returns in 2022    | 4       | 115                    | 12         | 9               | 108    | 14      | 262         |
| Total returns 2016 -2021 | 12      | 1,365                  | 105        | 106             | 1,093  | 35      | 2,716       |

### TOP COUNTRIES OF RETURN IN 2022



### NUMBER OF IN-KIND REINTEGRATION GRANTS IN 2022<sup>1</sup>



<sup>1</sup> The total number of reintegration grants does not reflect the total number of grants per category as one reintegration package can include different categories.

#### IOM activities funded by:



Funded by the European Union



Norwegian Ministry of Foreign Affairs



Ministry of Foreign Affairs and International Cooperation of Italy



Kingdom of the Netherlands



MINISTRY OF THE INTERIOR OF THE CZECH REPUBLIC